


MARC WOOD



Inspired by the repeated patterns and sculptural form of 1930s jewellery design. The pendant incorporates hand bent brass arms that hold pearl white crystal glass, creating a decorative, functional lighting feature.

Jack and Jill pendant

Dimensions cm

Small - W 38cm x H 50cm x D 9cm
 Medium - W 48cm x H 69cm x D 11cm
 Large - W 64cm x H 94cm x D 14cm

Dimensions inch

Small - W 15in x H 19.7in x D 3.5in
 Medium - W 18.9in x H 27.1in x D 4.3in
 Large - W 25in x H 37in x D 3.5in

Material

Glass + Metal

Finishes - glass

Pearl white

Weight

1.5 - 3.5 kg - (3.3 - 7.7 lbs)

Finishes - metal

Brushed brass, Brushed nickel
 Blackened steel

Suspension

Solid metal rod. Pre cut to bespoke specifications.

Canopy

Matching metal finish
 9cm (3.5in) x 3cm (1.9in)

240V Illumination

G12 LED bulb x 2
 Lumens: 260lm x 2
 Colour Temperature: 2700K
 Dimmable: LED dimmer required

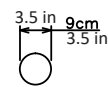
120V illumination

G12 LED bulb x 2
 Lumens: 260lm x 2
 Colour Temperature: 2700K
 Dimmable: LED dimmer required

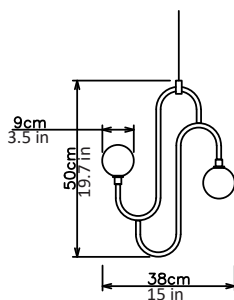
Driver

None required

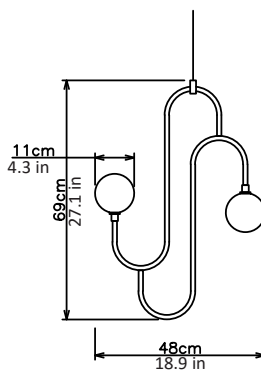
Ceiling Plate



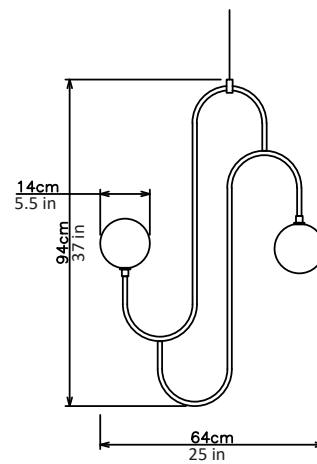
Pendant



SMALL



MEDIUM



LARGE